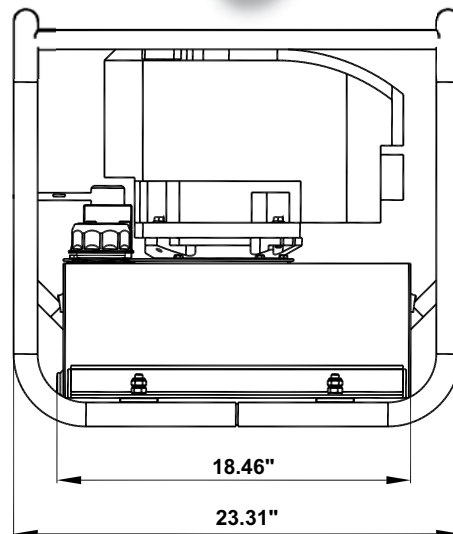
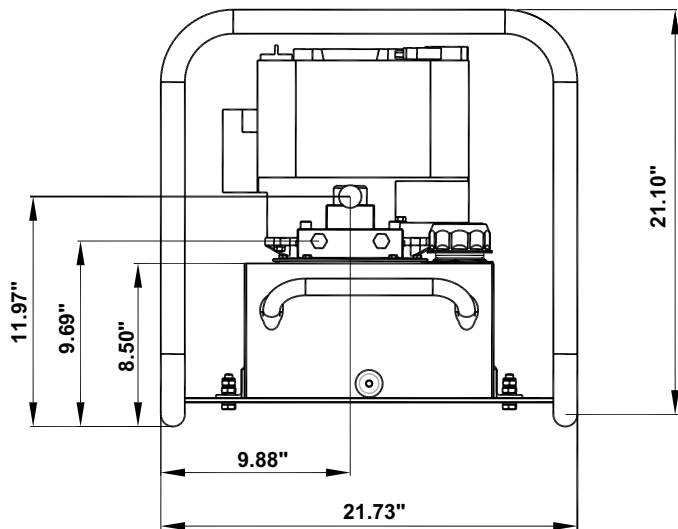
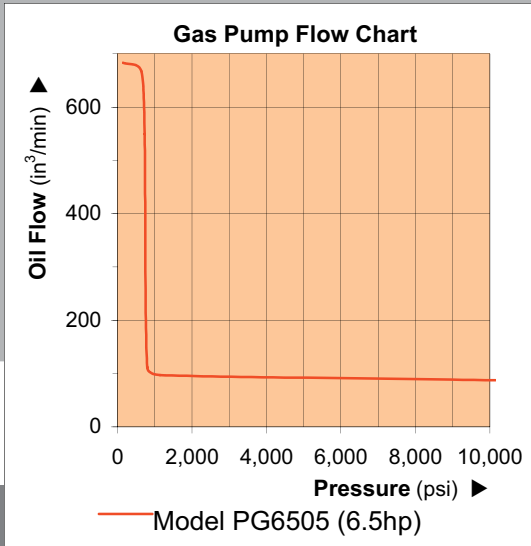


➤ Gas Engine Pump

- Gas pump will provide 10,000 psi hydraulic force at remote locations
- Industrial grade 6.5 hp Briggs & Stratton Intek series gas engine
- Manual control valve for use with single or double acting cylinders or tools
- Two speed pump designed for rapid cylinder advance
- Gas pump features a sturdy protective roll cage for use in the toughest environments



Motor Size (hp)	Usable Oil Capacity (gal)	Model Number	Pressure Rating (psi)		Oil Output Flow Rate (in ³)		Valve Type	Valve Function	Rotation Speed (rpm)	Sound Level (dBA)	Weight (lbs)
			1st Stage	2nd Stage	1st Stage	2nd Stage					
6.50	5.00	PG6505	580	10,000	610	67	Manual	4-way, 3-position	3600	95	84.0