




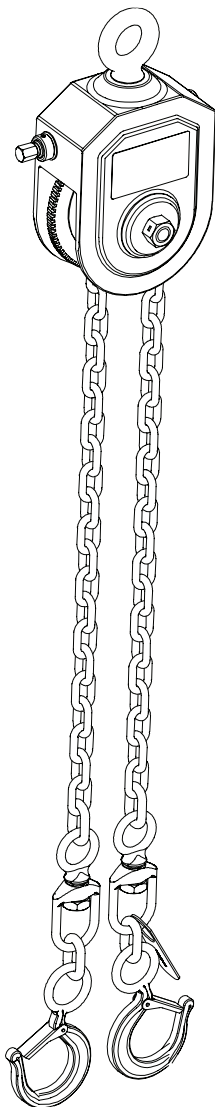
Load Slings

Operating Instructions & Parts Manual

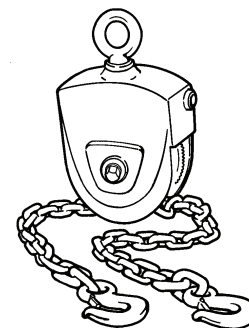
Model Number	Capacity per pair
HW93801	1 Ton
HW93802	2 Ton



**Made in the
U.S.A.**



HW93801



HW93802



This is the safety alert symbol. It is used to alert you to potential personal injury hazards. Obey all safety messages that follow this symbol to avoid possible injury or death.

SFA Companies
10939 N. Pomona Ave. Kansas City, MO 64153
customerservices@heinwerner-automotive.com

Read this manual and follow all the Safety Rules and Operating Instructions before using this product.

SAFETY AND GENERAL INFORMATION

Save these instructions. For your safety *read, understand, and follow* the information provided with and on this load sling before using. The owner and operator of this equipment shall have an understanding of the sling and safe operating procedures before attempting to use. The owner and operator shall be aware that use of this product may require special skills and knowledge. Instructions and safety information shall be conveyed in the operator's native language before use of this sling is authorized. If any doubt exists as to the safe and proper use of the load sling, remove from service immediately.

Inspect before each use. Do not use if broken, bent, cracked, or damaged parts (including labels) are noted. Any load sling that appears damaged in any way, operates abnormally or is missing parts, shall be removed from service immediately. If you suspect that the sling was subjected to a shock load (a load applied suddenly, unexpectedly), immediately discontinue use until the sling has been checked by a factory authorized service center (contact distributor or manufacturer for list of Authorized Service Centers). It is recommended that an annual inspection be done by qualified personnel. Labels and owner's manuals are available from manufacturer.

PRODUCT DESCRIPTION

Hein-Werner Load Slings are designed for use with a crane or hoist to support large, bulky loads. Horizontal tilt may be adjusted to compensate for off-center loads or for an alignment angle during assembly or disassembly.

SPECIFICATIONS

Model	Capacity	Chain Size	Chain Length	Min. Height	Max. Height	Weight
HW93801	1 Ton	5/16"	65'	12"	19"	31 lbs.
HW93802	2 Ton	5/16"	100'	16-1/4"	25-1/2"	31 lbs.



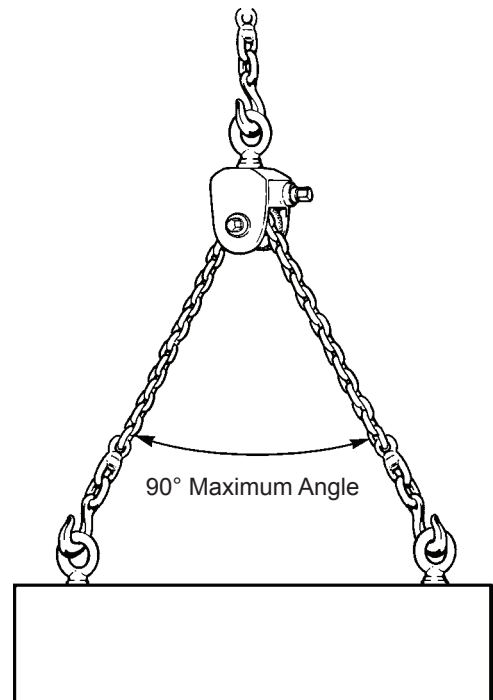
WARNING

- Study, understand, and follow all instructions before operating this device.
- Do not exceed rated capacity.
- Support load with BOTH ends of the chain. Do not attempt to lift load with only one end of chain.
- Do not use impact wrench to adjust chain.
- Do not exceed 90° angle between chains when lifting load.
- Do not adjust load beyond position where either chain is 60° from vertical.
- Do not use for overhead lifting.
- Move suspended loads in a slow, controlled manner.
- No alterations shall be made to this device. Use only chains approved by the manufacturer.
- Failure to heed these markings may result in personal injury and/or property damage.



ADVERTENCIA

- Leer, comprender, y seguir las instrucciones antes de utilizar el aparato.
- El manual de instrucciones y la información de seguridad deben estar comunicado en lengua del operador antes del uso.
- No seguir estas indicaciones puede causar daños personales o materiales.



BEFORE USE

1. Verify that the product and the application are compatible, if in doubt call Hein-Werner Technical Service (816) 891-6390.
2. Inspect sling thoroughly before each use. Do not use if there are bent, broken or cracked components (including labels). Ensure that parts move freely.
3. Read the operator's manual completely and familiarize yourself thoroughly with the product and the hazards associated with its improper use **before** using this product.
4. Always refer to the vehicle owners or service manual for location of proper lift and support points.

OPERATION

1. Attach the sling's lifting eye to the hook on the lifting device.
2. Attach the hooks on the ends of the sling's chains to suitable locations on the object. The weight of the load must be balanced as it's lifted.
3. Use a speed handle and socket on the 5/8" hex drive to tilt or level the sling. Using a power impact wrench will damage the sling.

MAINTENANCE

The sling requires no maintenance under normal use. The worm and gear are permanently lubricated at the factory. However, if the sling has been disassembled for repair, the following procedures must be performed:

1. Refer to the parts list in this document. Use Lubriplate Grease No. 130-A (or equivalent) to coat the worm gear and the inner contact surfaces of the collars.
2. During reassembly, when replacing roll pins in the collars, align the slot of each pin with the centerline of the worm shaft.

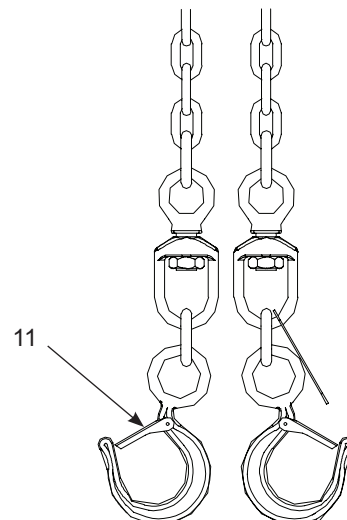
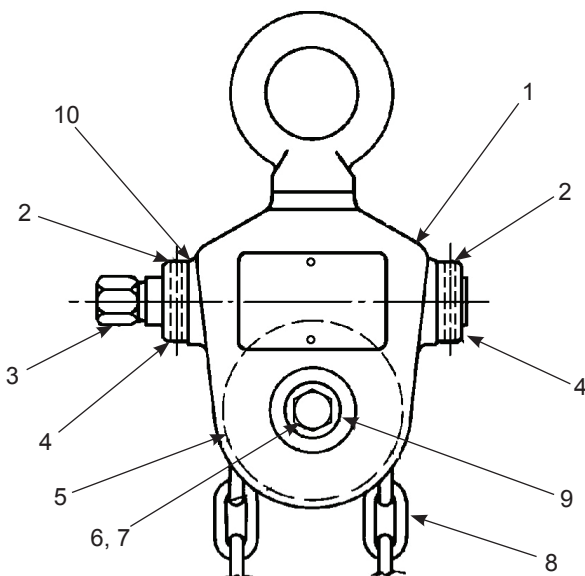
REPLACEMENT PARTS

When ordering parts, give model number, part number and parts description. Call or write for current pricing: Hein-Werner Customer Support, 10939 N. Pomona Ave. Kansas City, MO 64153. Phone: (816) 891-6390; E-mail: customerservices@heinwerner-automotive.com

Load Sling Replacement Parts

Item	Part No.		Description	Qty
	HW93801	HW93802		
1	31627	40568	Frame	1
2	10973	10973	Pin	2
3	23524	31803	Worm	1
4	23728	23728	Collar	2
5	23525	40569	Chain Block	1

Item	Part No.		Description	Qty
	HW93801	HW93802		
6	211184	211186	Pin	1
7	211185	211187	Screw	2
8	31609	31800	Chain w/Hooks	1
9	10258	13324	Washer	2
10		214146	Spacer Shim	2
11			Lifting Hook	2





TWO YEAR LIMITED WARRANTY

For a period of two (2) years from date of purchase, SFA Companies will repair or replace, at its option, without charge, any of its products which fails due to a defect in material or workmanship under normal usage. This limited warranty is a consumer's exclusive remedy.

Performance of any obligation under this warranty may be obtained by returning the warranted product, freight prepaid, to SFA Companies Warranty Service Department, 10939 N. Pomona Ave., Kansas City, MO 64153. Except where such limitations and exclusions are specifically prohibited by applicable law:

- (1) THE CONSUMER'S SOLE AND EXCLUSIVE REMEDY SHALL BE THE REPAIR OR REPLACEMENT OF DEFECTIVE PRODUCTS AS DESCRIBED ABOVE
- (2) SFA COMPANIES SHALL NOT BE LIABLE FOR ANY CONSEQUENTIAL OR INCIDENTAL DAMAGE OR LOSS WHATSOEVER.
- (3) ANY IMPLIED WARRANTIES, INCLUDING WITHOUT LIMITATION THE IMPLIED WARRANTIES OF MERCHANTABILITY AND FITNESS FOR A PARTICULAR PURPOSE, SHALL BE LIMITED TO TWO YEARS, OTHERWISE THE REPAIR, REPLACEMENT OR REFUND AS PROVIDED UNDER THIS EXPRESS LIMITED WARRANTY IS THE EXCLUSIVE REMEDY OF THE CONSUMER, AND IS PROVIDED IN LIEU OF ALL OTHER WARRANTIES, EXPRESS OR IMPLIED.
- (4) ANY MODIFICATION, ALTERATION, ABUSE, UNAUTHORIZED SERVICE OR ORNAMENTAL DESIGN VOIDS THIS WARRANTY AND IS NOT COVERED BY THIS WARRANTY.

Some states do not allow limitations on how long an implied warranty lasts, so the above limitation may not apply to you. Some states do not allow the exclusion or limitation of incidental or consequential damages, so the above limitation or exclusion may not apply to you. This warranty gives you specific legal rights, and you may also have other rights which vary from state to state.