



# Fast Lift Jack Stands

## Operating Instructions & Parts Manual

Model  
BH5066  
BH5126

Capacity Per Pair  
6 Ton  
12 Ton

Patent Pending



This is the safety alert symbol. It is used to alert you to potential personal injury hazards. Obey all safety messages that follow this symbol to avoid possible injury or death.

### **ADVERTENCIA**


- Leer, comprender, y seguir las instrucciones antes de utilizar el aparato.
- El manual de instrucciones y la información de seguridad deben estar comunicado en lengua del operador antes del uso.
- No seguir estas indicaciones puede causar daños personales o materiales.

### **WARNING**

To avoid **crushing and related injuries**:



**NEVER** work on, under or around a load supported only by a hydraulic jack. **ALWAYS** use adequately rated jack stands.

 **WARNING:** Cancer and Reproductive Harm.  
 **AVERTISSEMENT:** Cancer et dommages au système reproducteur.  
 **ADVERTENCIA:** Cáncer y daño reproductivo.  
**[www.P65Warnings.ca.gov](http://www.P65Warnings.ca.gov)**

SFA Companies  
10939 N. Pomona Ave. Kansas City, MO 64153  
[sales@blackhawk-automotive.com](mailto:sales@blackhawk-automotive.com)

**Read this manual and follow all the Safety Rules and Operating Instructions before using this product.**

Printed in China  
BH5066-M1 rev 03/10

## SAFETY AND GENERAL INFORMATION

**Save these instructions.** For your safety *read, understand, and follow* the information provided with and on this pair of jack stands before using. The owner and operator of this equipment shall have an understanding of the jack stands and safe operating procedures before attempting to use. The owner and operator shall be aware that use of this product may require special skills and knowledge. Instructions and safety information shall be conveyed in the operator's native language before use of these jack stands is authorized. If any doubt exists as to the safe and proper use of these jack stands, remove from service immediately.

**Inspect before each use.** Do not use if broken, bent, cracked, or damaged parts (including labels) are noted. Any jack stand that appears damaged in any way, operates abnormally or is missing parts, shall be removed from service immediately. If you suspect that the jack stand was subjected to a shock load (a load dropped suddenly, unexpectedly upon it), immediately discontinue use until the stand has been checked by a factory authorized service center (contact distributor or manufacturer for list of Authorized Service Centers). It is recommended that an annual inspection be done by qualified personnel. Labels and owner's manuals are available from manufacturer.

## PRODUCT DESCRIPTION

Blackhawk Fast Lift Jack Stands are designed to support rated capacity, partial vehicle loads consisting of one end of a vehicle. Your Blackhawk Jack Stands have a special Fast Lift feature which allows the ratchet bar to automatically adjust to the correct height. Use as a matched pair to support one end of a vehicle only.



**NEVER** use automotive jack stands to support **both ends** or **one side** of a vehicle! Use only **one (1) pair** per vehicle. Rated capacity is **per pair** only!



The "Fast Lift" adjustment function of this jack stand is not designed to support a load. The Locking Pawl **must** be properly engaged for the jack stand to support weight.

## SPECIFICATIONS

Model	Capacity ( <i>per pair</i> )	Base Size	Min. Height	Max. Height
BH5066	6 Ton	11" x 9-3/4"	15-3/4"	24-3/8"
BH5126	12 Ton	14-3/4" x 12-3/4"	19-3/4"	30-1/4"

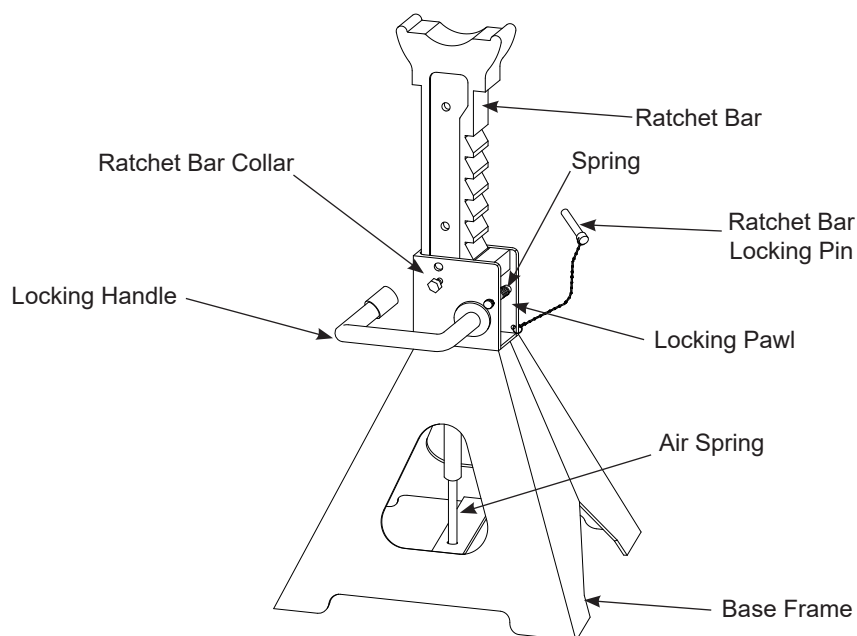


Figure 1 - Models BH5066 & BH5126 Components (model BH5126 shown)



## WARNING

- Study, understand, and follow all instructions provided with and on this device **before use**.
- **Rated capacity is PER PAIR! DO NOT** exceed rated capacity.
- Use as a matched pair to support one end of a vehicle only. Use only **ONE (1) PAIR** per vehicle.
- Use only on hard, level surface. Properly secure vehicle before using jack stands.
- Center load on ratchet bar saddle.
- Jack stands are not to be used to simultaneously support both ends or one side of a vehicle.
- No alterations shall be made to this device.
- Failure to heed these markings may result in personal injury and/or property damage.

## PREPARATION

1. Verify the product and your application are compatible. If in doubt, contact Blackhawk Automotive Tech. Service (816)891-6390.
2. Read this manual completely, examine the jack stands and familiarize yourself with the components. Recognize the hazards associated with its improper use **before** using the product.
3. Refer to the vehicle owner's or service manual for location of proper lift and support points.
4. Remove the Ratchet Bar Locking Pin to release the Ratchet Bar. The purpose of the Locking Pin is to avoid inadvertent removal of the Ratchet Bar from the collar. Reinstall the Locking Pin when transporting the jack stands.

## OPERATION

### Supporting Load



**Use only** to support areas of the vehicle as specified by the vehicle manufacturer. **Use only** on vehicles whose support points are compatible with the saddle of the jack stand. Incompatibility or improper placement may result in structural damage to the vehicle and/or jack stand. Structural damage to either may result in sudden and unexpected loss of load height!



**Do not** use attachments and/or adapters with this product.

1. Inspect your stands before each use. If any part is missing or damaged, do not attempt to use the jack stands and Contact **Blackhawk Automotive Technical Service**.
2. Raise the locking handle and manually adjust the ratchet bar to allow placement under vehicle.
3. After raising vehicle, carefully position the jack stands so that the load will be centered on the ratchet bar saddle. Raise the locking handle until the ratchet bar saddle engages the load. Jack stands should be at same height.
4. The Locking Handles on your Blackhawk Fast Lift Jack Stands are spring loaded to help secure the Ratchet Bar in desired position. After adjusting the jack stand, release the Locking Handle and pull down on the Ratchet Bar to confirm the pawl and ratchet are engaged. The bar should maintain height.
5. Slowly lower the vehicle onto the stands while monitoring load distribution and jack stand height.
6. Verify the vehicle is secure before working on, around or under.

### Lowering load



*Be sure that all tools and personnel are clear before lowering load.*

1. Using a suitable jack, raise vehicle clear of stands.
2. Carefully remove jack stands, and lower vehicle with lift device.

## MAINTENANCE

Periodically inspect each stand. Ensure all parts move freely. Do not apply oil or grease to any portion of this product. Do not allow dirt to accumulate on Air Spring. If rust appears, sand affected area and cover with a suitable utility paint.

### Storage

Store stands in upright position and in a clean, dry area.

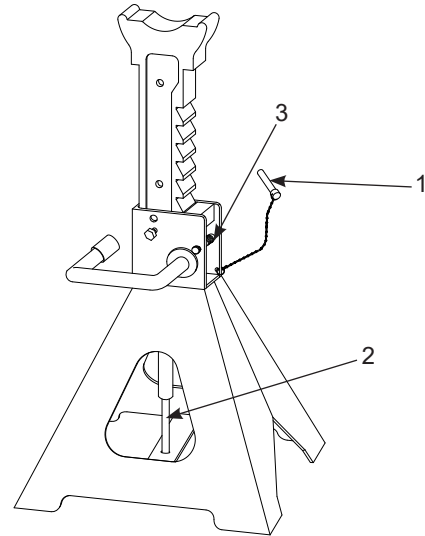
## REPLACEMENT PARTS

Not all components of the jack are replacement items, but are illustrated as a convenient reference of location and position in the assembly sequence. When ordering parts, please give the Model number, part number and parts description. Call or write for current pricing: SFA Companies 10939 N. Pomona Ave. Kansas City, MO 64153, U.S.A. Tel: (888) 332-6419 Fax: (816) 891-6599 E-Mail: [sales@blackhawk-automotive.com](mailto:sales@blackhawk-automotive.com)

## **Replacement Parts List For BH5066 & BH5126**

**Figure 2 - Replacement Parts Illustration for Models BH5066 & BH5126 (model BH5126 shown)**

Part No.		Description	Qty.
32066-1	32126-1	Locking Pin with Chain	1
32066-2	32126-2	Air Spring	1
32066-3	-	Spring & Roll Pin Assembly	1
-	32126-3	Spring	1



## **ONE YEAR LIMITED WARRANTY**

For a period of one (1) year from date of purchase, **SFA Companies** will repair or replace, at its option, without charge, any of its products, which fails due to a defect in material or workmanship under normal usage. This limited warranty is a consumer's exclusive remedy.

Performance of any obligation under this warranty may be obtained by returning the warranted product, freight prepaid, to **SFA Companies** Warranty Service Department, 10939 N. Pomona Ave., Kansas City, MO 64153.

Except where such limitations and exclusions are specifically prohibited by applicable law, (1) THE CONSUMER'S SOLE AND EXCLUSIVE REMEDY SHALL BE THE REPAIR OR REPLACEMENT OF DEFECTIVE PRODUCTS AS DESCRIBED ABOVE. (2) **SFA Companies** SHALL NOT BE LIABLE FOR ANY CONSEQUENTIAL OR INCIDENTAL DAMAGE OR LOSS WHATSOEVER. (3) ANY IMPLIED WARRANTIES, INCLUDING WITHOUT LIMITATION THE IMPLIED WARRANTIES OF MERCHANTABILITY AND FITNESS FOR A PARTICULAR PURPOSE, SHALL BE LIMITED TO ONE YEAR, OTHERWISE THE REPAIR, REPLACEMENT OR REFUND AS PROVIDED UNDER THIS EXPRESS LIMITED WARRANTY IS THE EXCLUSIVE REMEDY OF THE CONSUMER, AND IS PROVIDED IN LIEU OF ALL OTHER WARRANTIES, EXPRESS OR IMPLIED. (4) ANY MODIFICATION, ALTERATION, ABUSE, UNAUTHORIZED SERVICE OR ORNAMENTAL DESIGN VOIDS THIS WARRANTY AND IS NOT COVERED BY THIS WARRANTY.

Some states do not allow limitations on how long an implied warranty lasts, so the above limitation may not apply to you. Some states do not allow the exclusion or limitation of incidental or consequential damages, so the above limitation or exclusion may not apply to you. This warranty gives you specific legal rights, and you may also have other rights, which vary from state to state.



SFA Companies  
10939 N. Pomona Ave. Kansas City, MO 64153  
816-891-6390  
sales@blackhawk-automotive.com